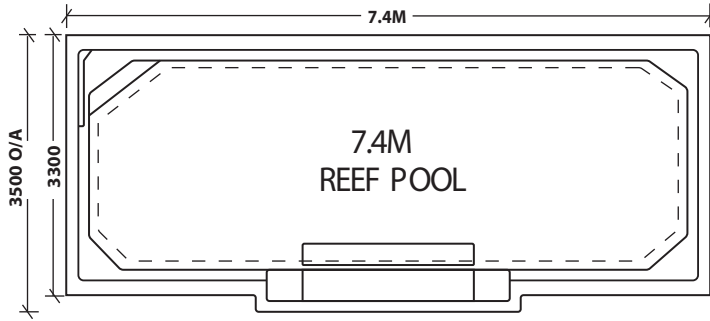
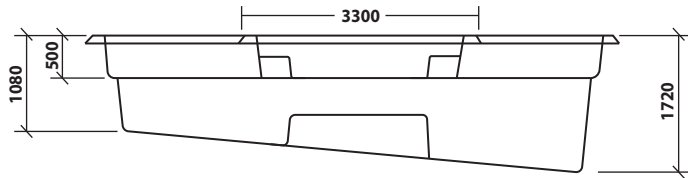


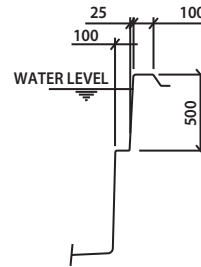
No sand and cement backfilling is required
 No concrete bond beam is required



POOL PLAN LAYOUT



POOL SIDE ELEVATION
 WATER VOLUME = 22.2 KI.



TYP EDGE PROFILE
 SCALE 1:50

Patent Design
 Ridged Fibreglass Pools
 This Plan will be in conjunction
 with the construction plan

Plunge Pool Factory
 Phone: 0459 421 920
 sales@plungepoolfactory.com.au



KNEEBONE BERETTA & HALL PTY LTD
 CONSULTING STRUCTURAL & CIVIL ENGINEERS
 4 MACQUARIE AVENUE, PENRITH NSW 2750 ACN: 002 419 767
 PHONE: (02) 4731 3833 ABN: 43 734 246 264
 WEBSITE: www.kbgconsulting.com
 EMAIL ADDRESS: office@kbhengineers.com.au



SCALE	1:10 @ A3
DATE	1 - 3 - 2023
DRAWN	TBH
DESIGNED	TB HALL NER
APPROVED	<i>[Signature]</i>